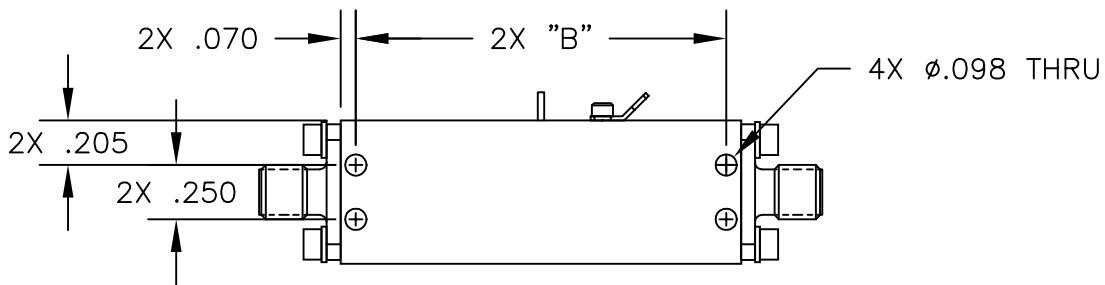
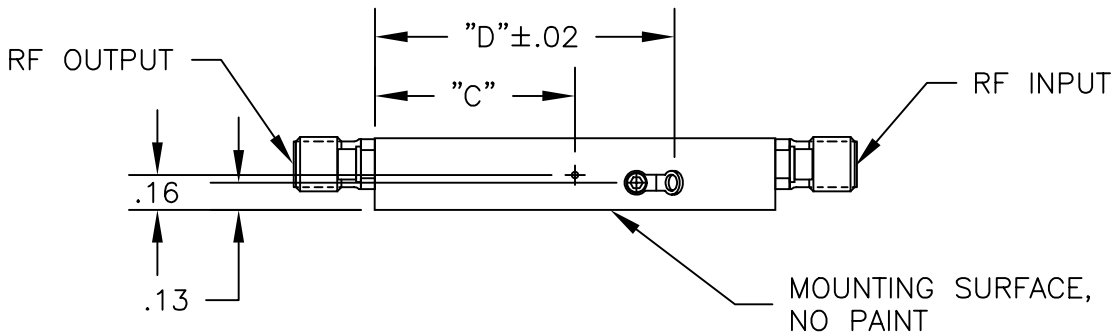
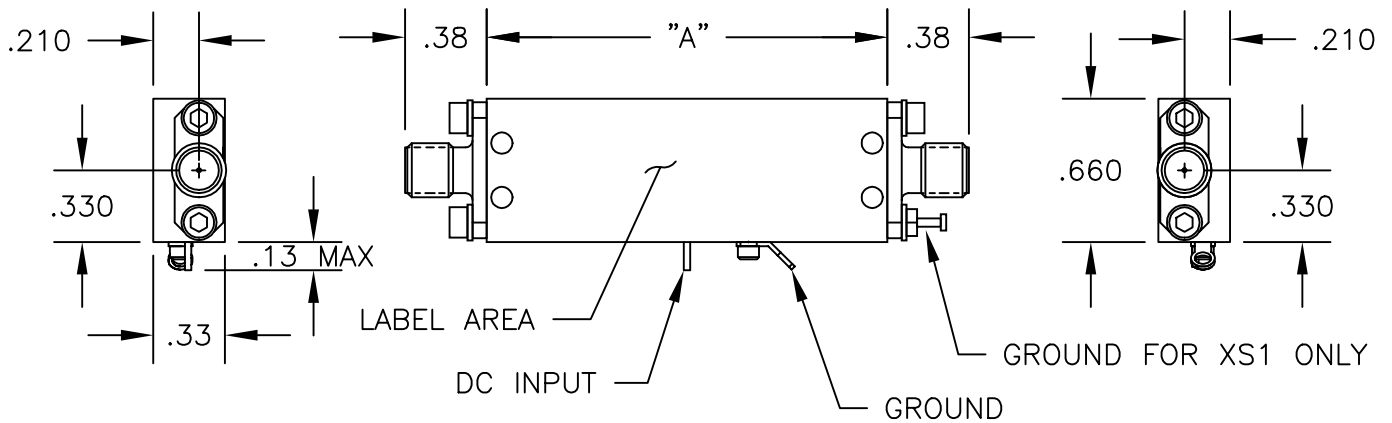


REVISIONS			
REV	DESCRIPTION	DATE	APPROVED
A	Added XS7 and Note	5/6/02	J.R.



CASE	"A" DIM	"B" DIM	"C" DIM	"D" DIM
XS1	.868	.728	.43	-
XS2	1.116	.976	.43	.71
XS3	1.359	1.219	.68	1.13
XS4	1.602	1.462	.68	1.13
XS5	1.845	1.705	.92	1.37
XS6(1)	2.088	1.948	.92	.51
XS7(1)	2.336	2.196	1.168	.758

Note 1: XS6 and XS7 cases
Dimension "D" will provide
Ground terminal the reverse
side of Dc pin with lug facing
the RF output connector.

NOTES, UNLESS OTHERWISE SPECIFIED:

1. ALL TOLERANCES ARE BEFORE PAINT AND LABELING.
2. TOLERANCES ARE: XX ± .020
XXX ± .010
3. RF CONNECTORS ARE SMA FEMALE.
4. INTERPRET DRAWING PER ASME Y14.5M-1994.

ALDETEC INC.

TITLE

XS SERIES CASES

SIZE
A

FSCM NO.

DWG NO.

XXX

REV
A